

Easy

20x25
20x20
10x10 MODUL

TECNOLOGIA ATOMAR



CONFORME
ACCORDING TO CONFORME
GEMÄß - CONFORME

10x10 UNI EN 14411 - J BIIa GL
20x20 UNI EN 14411 - L BIII GL
20x25 UNI EN 14411 - L BIII GL



M5 47
EASY WHITE
10x10




M5 48
EASY BEIGE
10x10



M5 49
EASY IVORY
10x10




M5 5E
EASY BLUE
10x10



M5 5A
EASY WENGE'
10x10



M5 5C
EASY GREY
10x10



M5 5D
EASY ANTHRACITE
10x10



RIF. EASY BEIGE / EASY IVORY
EASY WENGE'



M5 95
2x20




RIF. EASY WHITE / EASY GREY
EASY ANTHRACITE / EASY BLUE



M5 96
2x20




RIF. EASY BEIGE / EASY IVORY
EASY WENGE'



M5 AE 4,5x20



RIF. EASY WHITE / EASY GREY
EASY ANTHRACITE / EASY BLUE



M5 AF 4,5x20



RIF. EASY BEIGE / EASY IVORY
EASY WENGE'



M5 AC 4x20




RIF. EASY WHITE / EASY GREY
EASY ANTHRACITE / EASY BLUE



M5 AD 4x20



RIF. EASY BEIGE / EASY IVORY
EASY WENGE'



M5 99 4x20



RIF. EASY WHITE / EASY GREY
EASY ANTHRACITE / EASY BLUE



M5 AA 4x20




M5 5F EASY WHITE
20x25



M5 5G EASY IVORY
20x25



Piastrelle assemblate con punto plastico
Silicon-assembled tiles
Carreaux assemblés à la colle
Mit Klebepunkt befestigte Fliesen
Azulejos ensamblados con punto de silicona



10x10 MODUL



M5 5H EASY WHITE P.C.

M5 5J EASY BEIGE P.C.

M5 5K EASY IVORY P.C.

M5 5L EASY WENGE' P.C.


M5 5M EASY GREY P.C.

M5 5N EASY ANTHRACITE P.C.

M5 5P EASY BLUE P.C.



M5 CJ EASY WHITE
20x20



M5 CK EASY BEIGE
20x20



M5 CL EASY IVORY
20x20



M5 CM EASY WENGE'
20x20



M5 CN EASY GREY
20x20



M5 CP EASY ANTHRACITE
20x20



Easy

20x25
20x20
10x10 MODUL

TECNOLOGIA ATOMAR



CONFORME
ACCORDING TO CONFORME
GEMÄß - CONFORME


10x10 UNI EN 14411 - J BIIa GL
20x20 UNI EN 14411 - L BIII GL
20x25 UNI EN 14411 - L BIII GL



M5 CQ EASY WHITE
PREINCISO 1 20x20



M5 CT EASY IVORY
PREINCISO 1 20x20



M5 CU EASY WENGE'
PREINCISO 1 20x20



M5 CW EASY ANTHRACITE
PREINCISO 1 20x20



M5 9Y EASY WHITE PAV.
20x20



M5 9Z EASY BEIGE PAV.
20x20



M5 90 EASY IVORY PAV.
20x20



M5 91 EASY WENGE' PAV.
20x20



M5 CY EASY BEIGE
PREINCISO 2
20x20



M5 C0 EASY WENGE'
PREINCISO 2
20x20



M5 C1 EASY GREY
PREINCISO 2
20x20



M5 C2 EASY ANTHRACITE
PREINCISO 2
20x20



M5 92 EASY GREY PAV.
20x20



M5 93 EASY ANTHRACITE
PAV. 20x20



M5 94 EASY BLUE PAV.
20x20



Gres
smaltato
porcellanato

RIF. EASY BEIGE / EASY IVORY
EASY WENGE'



M5 97 4x20 **98**

RIF. EASY WHITE / EASY GREY
EASY ANTHRACITE / EASY BLUE



M5 98 4x20 **98**

Easy

20x20

UNI EN 14411 - H B1b GL



PAVIMENTI COORDINATI
CO-ORDINATED FLOORS
CARREAUX DE SOL ASSORTIS
KOORDINIERTE-BODENBELÄGE
PAVIMENTOS COORDINADOS

	Pezzi Pieces / Stck Pièces / Piezas	Mq Sq.Mt / Qm Mq / Mq	Peso Weight / Gewicht Poids / Kg	Spessore Thickness / Dicke Epaisseur / Espesor		Scatole Box / Karton Boite / Caja	Mq Sq.Mt / Qm Mq / Mq	Peso Weight / Gewicht Poids / Kg	Kg. Mq Kg/Sq.M / Kg/Qm Kg/Mq / Kg/Mq		Pezzi Pieces / Stck Pièces / Piezas		Pezzi Pieces / Stck Pièces / Piezas
10x10 Easy	100	1,000	13,76	7	10x10 Easy	72	72,00	990	13,76	4x20 Listello	8	4x20 Listello (M5 97 - M5 98)	6
10x10 Easy P.C.	96	1,000	13,00	7	10x10 Easy P.C.	66	66,00	858	13,00	4,5x20 Listello	8		
20x25 Easy	32	1,600	19,06	7	20x25 Easy	60	96,00	1.143	11,91	2x20 Sigaro	6		
20x20 Easy	35	1,400	20,24	8	20x20 Easy	64	89,60	1.295	14,46				
20x20 Easy Preinciso	35	1,400	20,24	8	20x20 Easy Preinciso	64	89,60	1.295	14,46				
20x20 Easy Pav.	30	1,200	18,06	7	20x20 Easy Pav.	76	91,20	1.372	15,05				